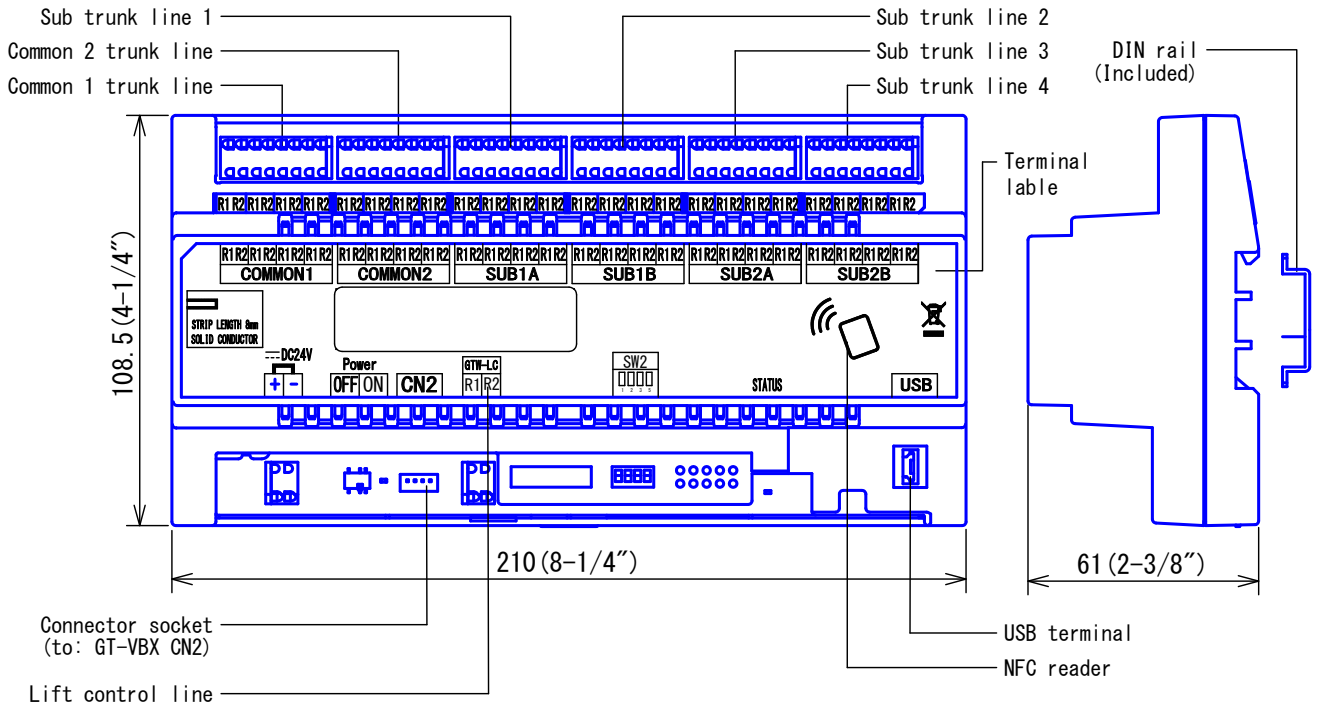
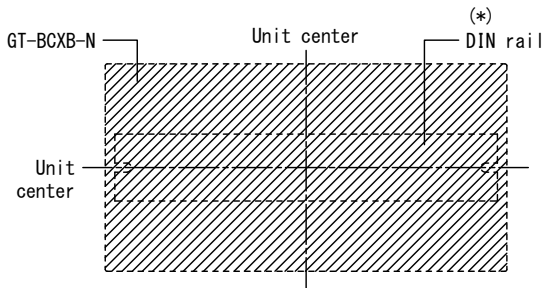


■ PRODUCT DRAWING



● MOUNTING

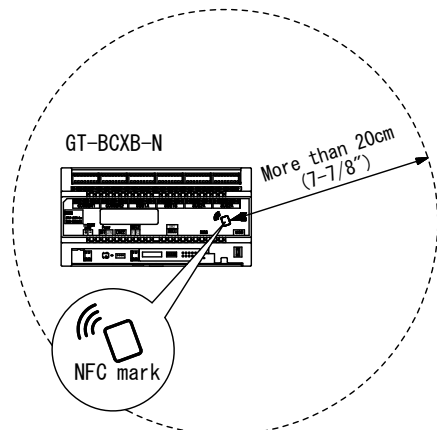
- Mounting on wall surface



* DIN rail: Included with the unit

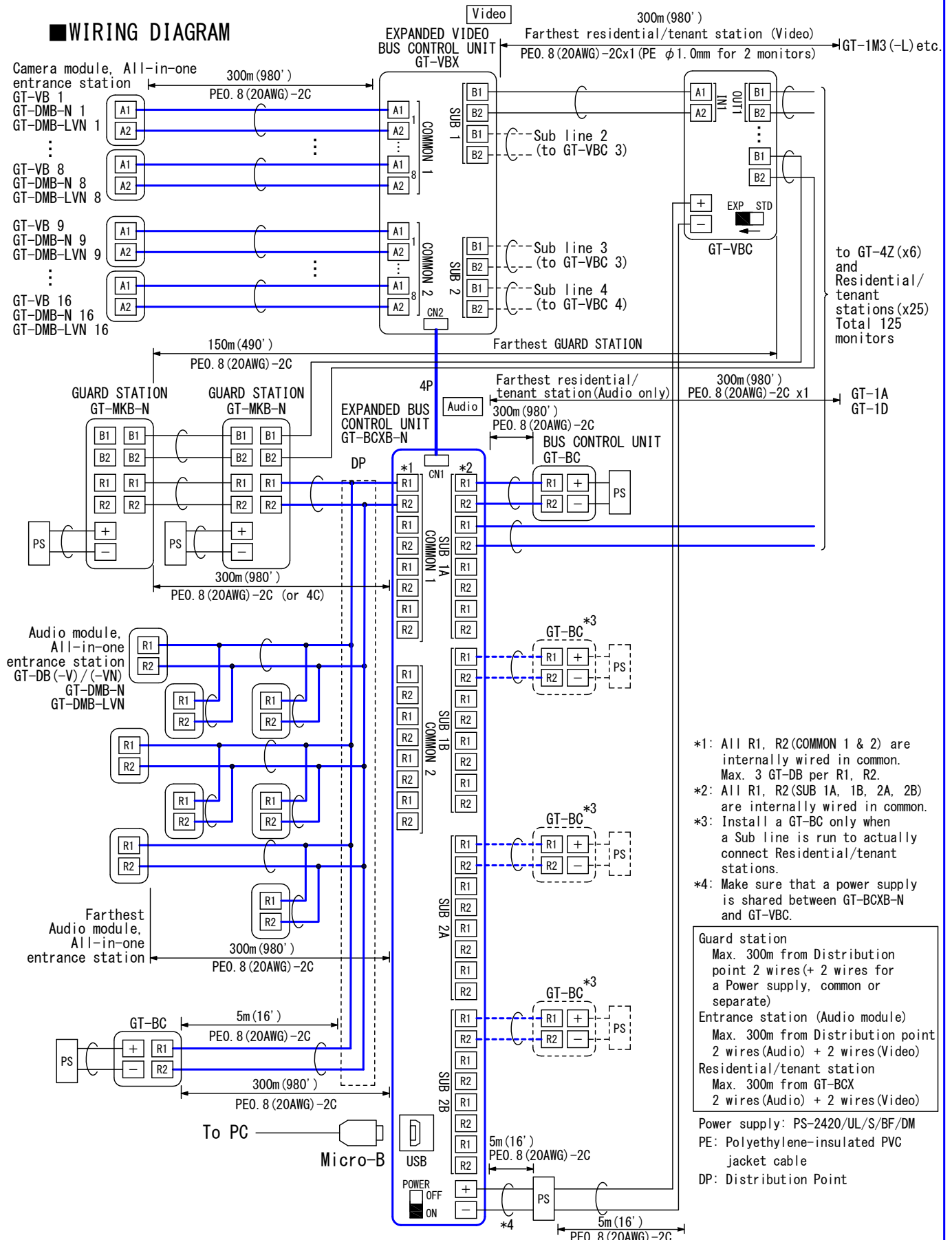
NOTES:

- Keep wiring away from NFC mark, as it may disturb the audio or video signals.
- Be sure to mount the other devices more than 20cm (7-7/8") away from NFC mark of GT-BCXB-N.



DESCRIPTION EXPANDED BUS CONTROL UNIT	FIG. NAME PRODUCT DRAWING		UNIT mm	DATE 11 September, 2017
MODEL NO. GT-BCXB-N	FIG. NO. G55636-1-3	PAGE 1/3	REVISION 2	AIPHONE

WIRING DIAGRAM



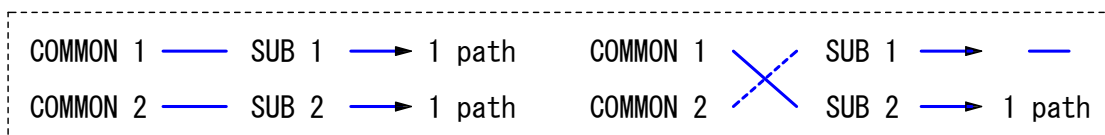
AIPHONE

■ RESTRICTIONS

- Max. 300m from Expanded Bus control unit to GT Entrance station
- Total wiring distance shall not exceed 2,500m accumulated for each Common & Sub trunk line
Common: Max. 2 lines (to Entrance stations)
Sub : Max. 4 lines (to Residential/tenant stations)
- Mounting location shall be accessible or servicing (never in such a place as attic, etc.)

■ FUNCTIONS

- Controls both data signals and audio signals for all communications between any pair of Stations (Entrance stations, Guard stations & Residential/tenant stations).
- Provides two talk/video paths when a calling is made from an Entrance on each identical COMMON-SUB line. When the calling is crossed over, or a Security guard station is engaged, the entire system is occupied with a single line used.



■ SPECIFICATIONS

Power source	DC 24V. Supplied from a power supply unit (PS-2420 etc.)			
Power consumption	Standby 45mA, Maximum 320mA			
Ambient temperature	0~40°C (32~104° F)			
Mounting	DIN rail			
Material	Self-extinguishing ABS resin			
Weight	Approx. 330g (0.73 lbs)			
Unit color	Middle gray (N6.4 Munsell Approximation)			
Capacity	Entrance station	Expanded system: Max. 16 (Max. 8 per common trunk 1 & 2)		
	Residential/ tenant station	Expanded system: Max. 125 per Sub trunk line (Max. 25 per trunk)		
	Guard station	Expanded system: Max. 4 (Max. 2 per common trunk line 1 & 2) * For multi building system, refer to the specification of GT-MCX.		
Remarks	NFC receiver is equipped (Card type A, F)			
DESCRIPTION EXPANDED BUS CONTROL UNIT	FIG. NAME RESTR. /FCN. /SPEC.		UNIT mm	DATE 11 September, 2017
MODEL NO. GT-BCXB-N	FIG. NO. G55636-3-3	PAGE 3/3	REVISION 2	AIPHONE